



- Easy to install
- IP rating IP42
- High temperature batteries Ni-Cd
- Opal diffuser version
- Low power consumption

Light Source:

16 LEDs of 2 Watt total consumption (Ledus16)

8 LEDs of 1 Watt total consumption (Ledus8)

Construction:

Base, mounting plate and cover, fire retardant

ABS, lens optical grade acrylic

Operation:

Maintained & Non-Maintained (selectable operation)

2 hours emergency duration

Night light mode operation

Applications:

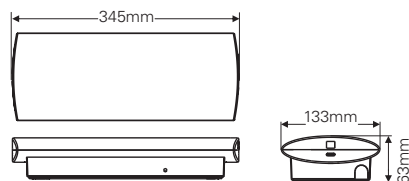
Residential applications, offices, hotels, restaurants, schools

Ledus family is a compact low profile range of luminaires with a stylish design which offers an attractive emergency lighting solution for a wide variety of areas.

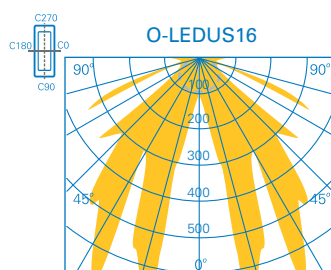
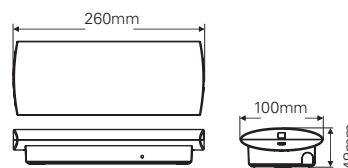
Two variants of LED strips of 16 and 8 LED of 2W & 1W relevant consumption are available along with 2 different housings per occasion. Suitable for small discrete applications up to normal antipanic emergency light installations.

A full range of accessories, including a recessed base for wall or flush mounting and a plexiglass sign for installing the luminaire as an exit sign are available, as well as the opal diffuser version.

Ledus16



Ledus8



Model Height (m) Distance for 1 Lux

Model	Height (m)	Distance for 1 Lux			
O-LEDUS16	02,60	02,79	05,78	01,30	04,36
	02,80	02,90	06,22	01,13	04,38
	03,00	02,90	06,66	00,94	04,36
	03,20	02,78	07,01	00,66	04,22
	03,50	00,00	07,51	00,00	03,88
	04,00	00,00	08,28	00,00	03,12

Order code	Description					
O-LEDUS16	Ledus16	16 LED 2W	95 Lm	120'	3,6V - 1,7Ah NiCd	Maintained / Non-Maintained
O-LEDUS8	Ledus8	8 LED 1W	55 Lm	120'	4,8V - 2,2Ah NiCd	Maintained / Non-Maintained
O-LEDUS8-3H	Ledus8	8 LED 1W	55 Lm	180'	4,8V - 2,2Ah NiCd	Maintained / Non-Maintained
O-LEDUS8-ES	Ledus8 with Opal diffuser	8 LED 1W	-	120'	4,8V - 2,2Ah NiCd	Maintained / Non-Maintained

Accessories

O-EL6PSLR	Double side exit sign (Left/Right)
O-EL6PSD	Double side exit sign (Down)
O-EL6RB	Recessed base (both for wall or flush mounting)